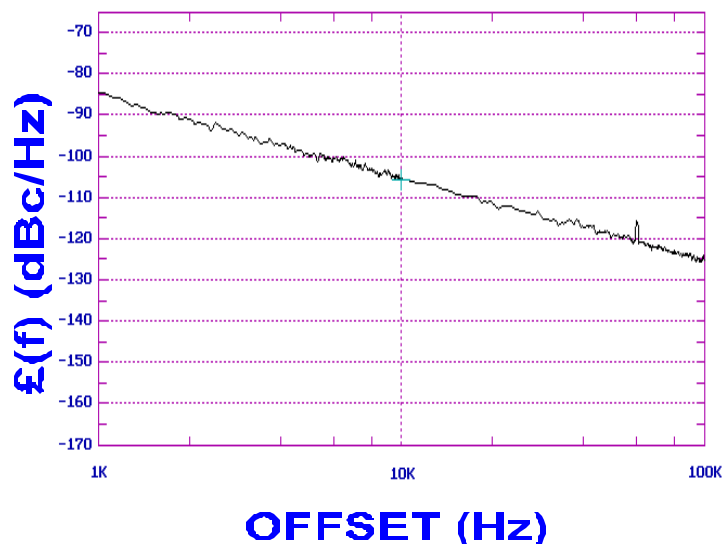


PHASE NOISE (1 Hz BW, typical)



FEATURES
<ul style="list-style-type: none"> • Frequency Range: 150 - 200 MHz • Tuning Voltage: 0.5-4.5 Vdc • MINI-16 - Style Package
APPLICATIONS
<ul style="list-style-type: none"> • RF Modems • Earthstations • Test Instrumentation

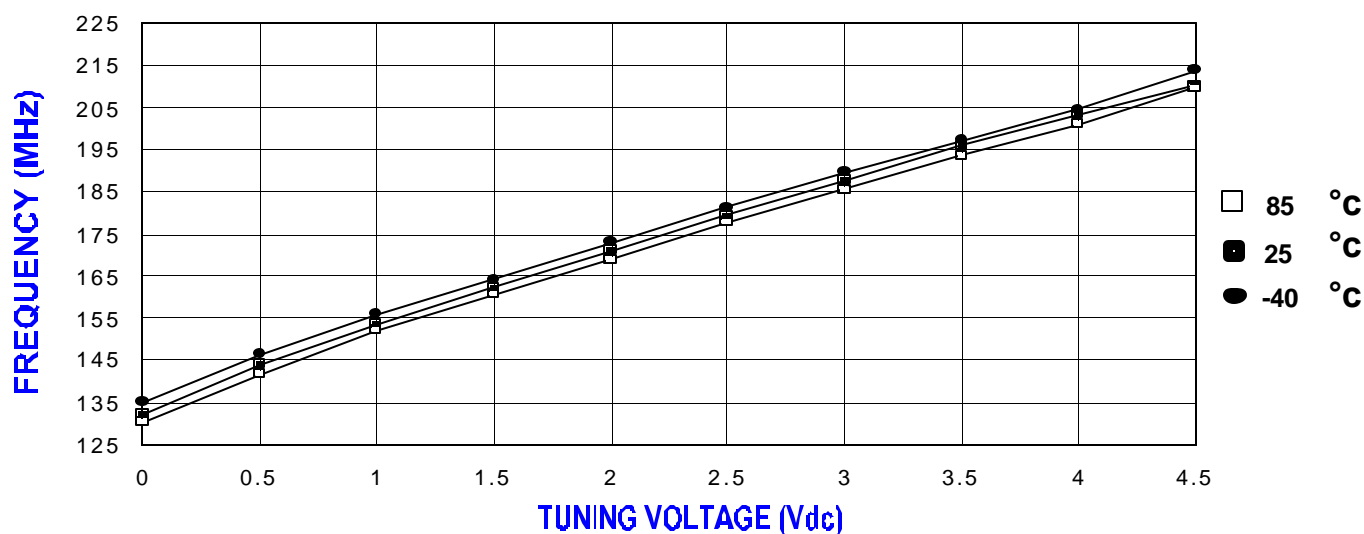
PERFORMANCE SPECIFICATIONS	VALUE	UNITS
Oscillation Frequency Range	150 - 200	MHz
Phase Noise @ 10 kHz offset (1 Hz BW, typ.)	-104	dBc/Hz
Harmonic Suppression (2nd, typ.)	-10	dBc
Tuning Voltage	0.5-4.5	Vdc
Tuning Sensitivity (avg.)	17	MHz/V
Power Output	2.5±3.5	dBm
Load Impedance	50	?
Input Capacitance (max.)	550	pF
Pushing	<2	MHz/V
Pulling (14 dB Return Loss, Any Phase)	<2	MHz
Operating Temperature Range	-40 to 85	°C
Package Style	MINI-16	
POWER SUPPLY REQUIREMENTS		
Supply Voltage (Vcc, nom.)	5	Vdc
Supply Current (Icc, typ.)	9	mA

All specifications are typical unless otherwise noted and subject to change without notice.

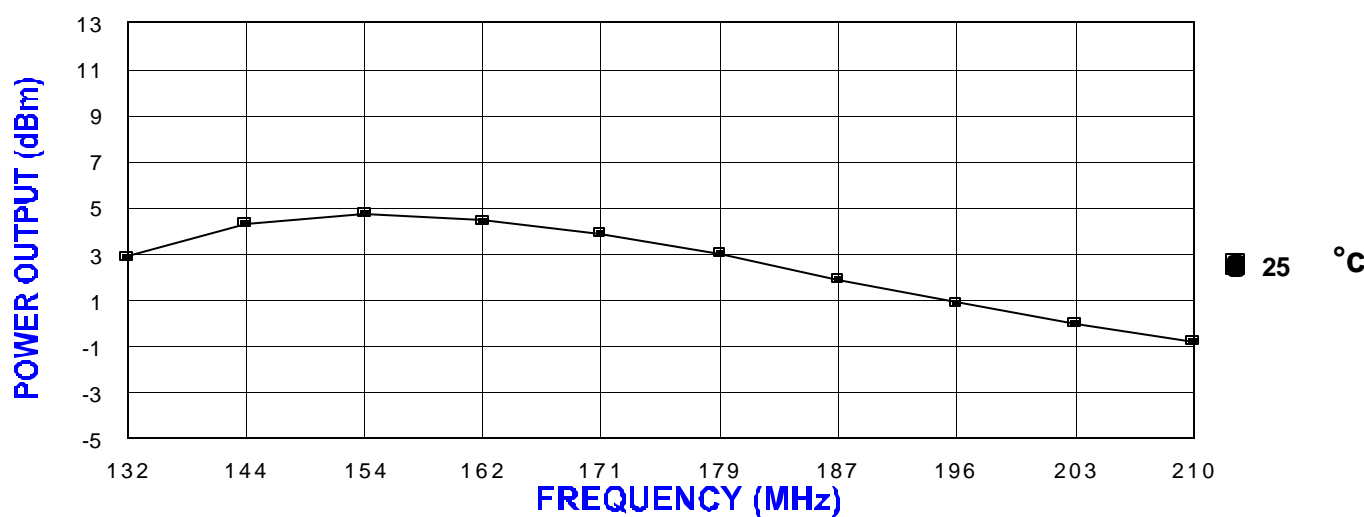
APPLICATION NOTES
<ul style="list-style-type: none"> • AN-100/1 : Mounting and Grounding of VCOs • AN-102 : Proper Output Loading of VCOs • AN-107 : How to Solder Z-COMM VCOs

NOTES:

TUNING CURVE, typ.



POWER CURVE, typ.



PHYSICAL DIMENSIONS

MINI-16
415-0061 REV. B
(DRAWING NOT TO SCALE)

